

VIA Design & Business

AP Degree in Design, Technology & Business

Example of previous admissions assignment

Fashion Design

Dear student

Your admission to VIA Design & Business started when you submitted your application to www.optagelse.dk, and you are now ready for the next step in the admissions process. Three more steps in the admissions process must be completed before we can inform you whether you have been admitted to the AP Degree Programme in Design, Technology & Business.

STEP 1 – Admissions assignment

STEP 2 – Interview (if a personal or Skype interview is required, you will be invited)

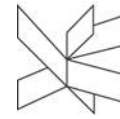
STEP 3 – Selection

Selection process:

- If your admissions assignment qualifies you for admission, you may be admitted to the course programme without a personal interview.
- If we consider your admissions assignment to have potential, but we need clarification of certain aspects of your assignment, you will be invited to a personal interview.
- If your admissions assignment does not qualify you for admission, you will be notified that your application for admission has been rejected.

Important deadlines

| | |
|--------------------------|--|
| Week xx | You will receive an e-mail from VIA with information about how to hand in your admissions assignment. Your admissions assignment must be uploaded to WISEflow. We use WISEflow for digital hand-in of exams, assignments, etc. You will receive a link from WISEflow to activate your user profile. When we communicate with you by e-mail, we will use the e-mail address stated in your application for admission. Remember to check your spam filter in case you do not receive any e-mail from us. |
| x April xxxx at 12:00 AM | Deadline for uploading your admissions assignment to WISEflow. |
| Week xx-xx | You may be called in for a personal interview. |
| Xxxx July xxxx | Information regarding your admission. |



Practical information

The admissions assignment as well as any extra material must be uploaded to WISEflow.

If you apply for admission to two speciality programmes, you must upload an admissions assignment for both speciality programmes in WISEflow.

Admissions process

STEP 1 - Admissions assignment

The admissions assignment consists of three assignments.

Please write the number of each assignment in the upper right corner of the document.

Your admissions assignment should demonstrate your basic competences. Please note that the admissions assignment is not an assignment with only one correct answer.

We consider it important that your material is drawn by hand. Please make sure that your drawings are clearly visible when scanned.

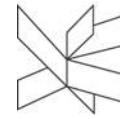
Assignment 1

Choose two clothing items from your own wardrobe and take photos of the items.

Prepare sketches of both clothing items from the front and back.

Your sketches will show your ability to reproduce form, proportions, details and material texture, if any.

Please include both photos and sketches.



Assignment 2

A. Choose one of the two inspiration photos to work with:

Photo 1



Photo 2



- B. Based on the forms, textures and colours in the inspiration photo chosen, you should design a minimum of three outfits. You should draw three models dressed in the outfits you design. Include key words that describe your choice of material for the three outfits. Please also include a colour card for your collection.
- C. To document the idea generation process, you should include sketches from the beginning of the design process to the end of the design process. You should include a maximum of six pages.

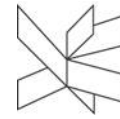
Assignment 3

Explain what you expect to get out of the course programme and how you yourself can contribute. Max. 1 A4 page (2400 typing units including spacing)

The material you send us should demonstrate your fashion design potential. Your material will be assessed on the basis of: Process, creativity, visualization, and sense of fashion.

STEP 2 - Personal interview

The personal interview has a duration of 20 minutes: 5 minutes for your presentation and 15 minutes for motivational interview, dialogue and Q&As.



- **Presentation of admissions assignment**
Please bring your admissions assignment and present it.
- **Your motivation for applying for admission to the AP Degree Programme in Design, Technology & Business and the fashion design speciality programme**
Please account for your choice of speciality programme, your future plans and your level of ambition.

STEP 3 - Selection

The final selection is based on an overall assessment of the admissions assignment and the interview.

We will inform you of whether you have been admitted to the AP Degree Programme in Design, Technology & Business.

Have fun preparing your admissions assignment.