

Global Nutrition and Health in Aarhus

Evaluation of the modules which run in the spring 2016

The modules which have been evaluated are: module 4, 8 and 11. The evaluation took place in June/August 2016.

Below, you will find an average of the students assessment of the subjects on the module.

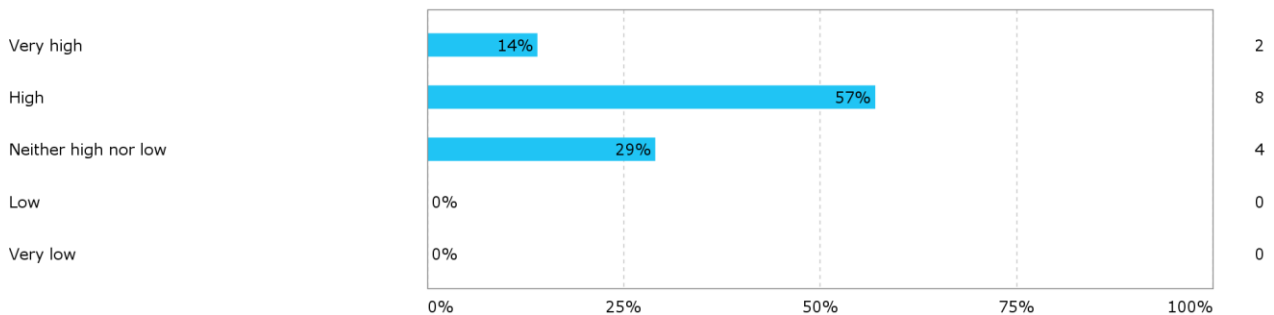
MODULE 4

Number of students: 22

N = 14

Response rate: 59 %

How do you evaluate you outcome of the module in general:



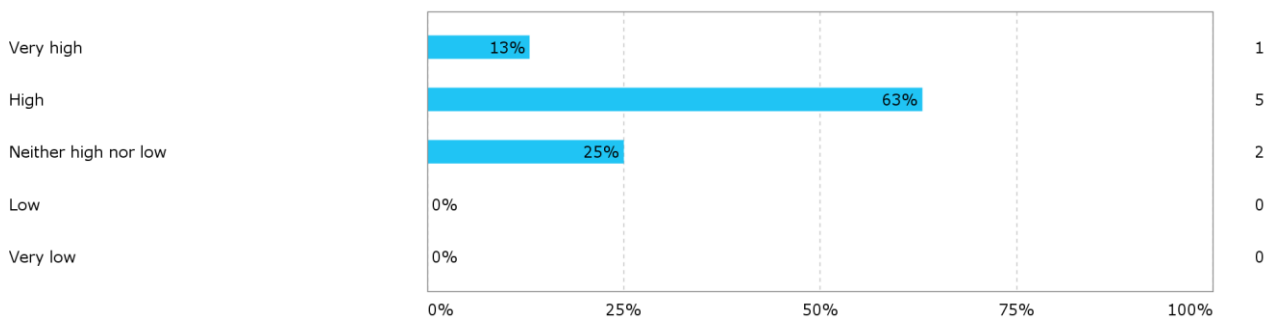
MODULE 8-PH

Number of students: 15

N = 8

Response rate: 53 %

How do you evaluate you outcome of the module in general:



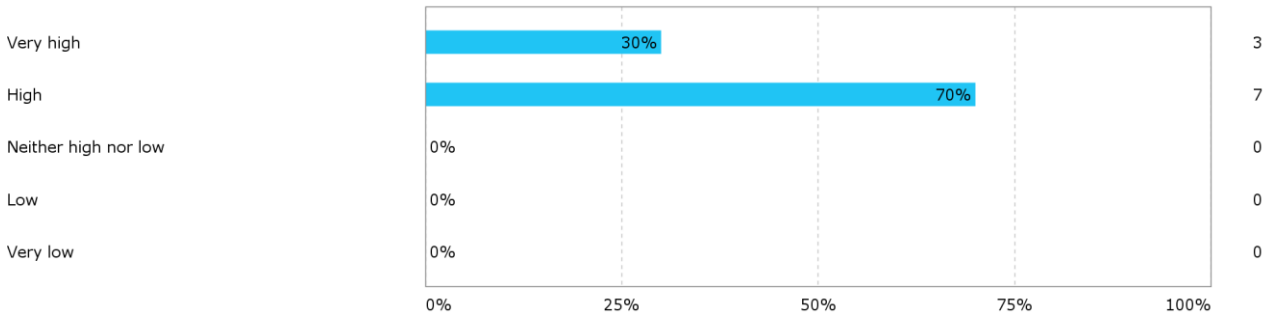
MODULE 8-LH:

Number of students: 17

N = 10

Response rate: 59 %

How do you evaluate you outcome of the module in general:



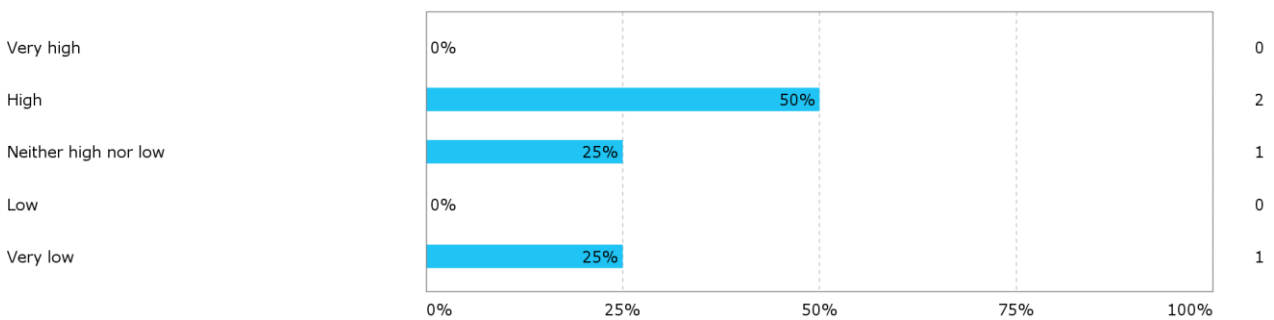
MODULE 11-PH

Number of students: 4

N = 4

Response rate: 100 %

How do you evaluate you outcome of the module in general:



MODULE 11-LH

Number of students: 19

N = 9

Response rate: 42 %

How do you evaluate you outcome of the module in general:

